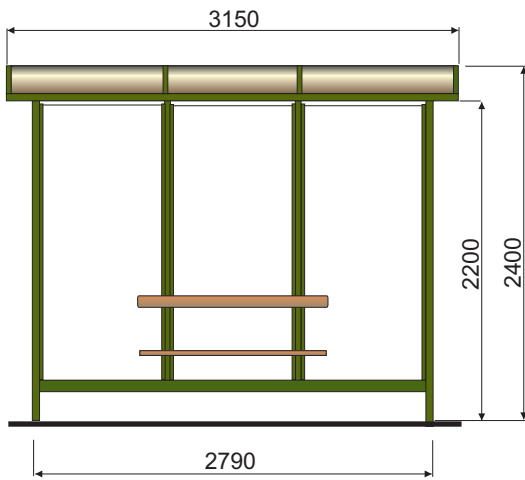
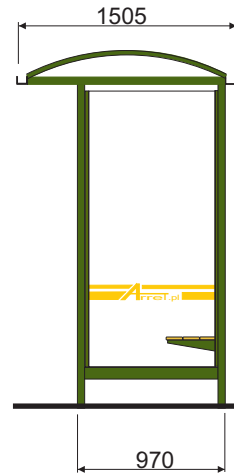


TYPES OF SIDE WALLS adaptable for all models of this shelter

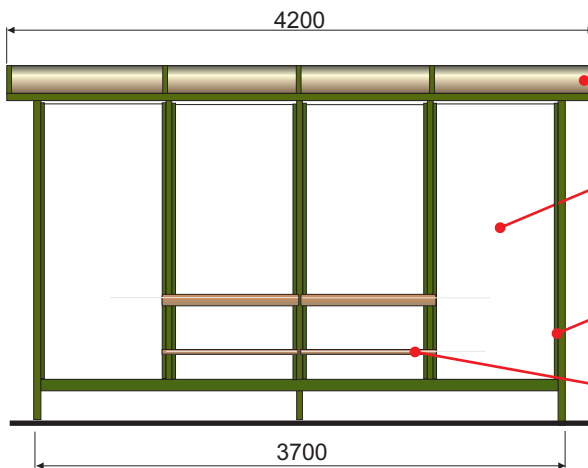
MODEL 202



SIDEWALL 1 m



MODEL 204



Roof covered with polycarbonate plate, dimmed, thickness 6 mm.

Back and side walls infilled with polycarbonate plate, dimmed or transparent, thickness 6 mm.

Shelter construction made of steel profiles rectangle or square sections, electrostatically powder painted.

Seat of bench made of wooden planks